

GP12122F

PN: BTVACATBCTI2FCN01B
EAN: 6422956010102

Specifications

Battery Model	GP12122F
Voltage	12V
Power (1,65V/cell@15 min)	38.54W/cell
Type	Valve regulated lead-acid (VRLA), 6 cell, absorbent glass mat (AGM) - maintenance free
Designed Floating Life	Up to 5 years (25°C) Eurobat (20°C) : 3-5 years standard commercial
Nominal Operating Temp. Range	25°C ± 3°C
Terminal	F2 terminal -Faston Tab 250
Construction	
Container & Cover	ABS
Safety valve	Rubber
Terminal	Copper
Internal Resistance	Full charged at 25°C ≤ 25mΩ
Self Discharge (20°C)	2% of capacity declined per month
Capacity affected by temperature	
40°C	103%
25°C	100%
0°C	86%
Charge Voltage (25°C)	
Cycle use	14.4V - 15.0V (-30mV/°C), max. Current: 3.6A
Float use	13.5V - 13.8V (-20mV/°C)
Physical	



Completely
sealed and
maintenance-free



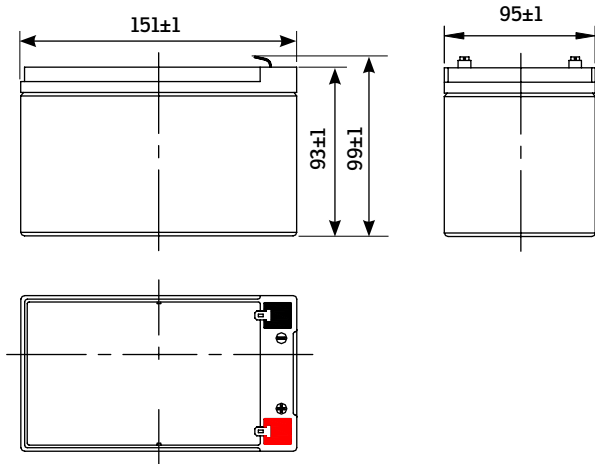
Excellent
charging and
re-charging



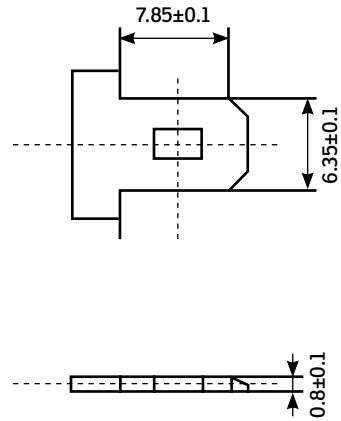
Floating &
standby use:
3-5 years

- Small size battery
- Excellent charging and re-charging
- Stable and reliable for long-term
- Low self-discharge
- Floating & standby use: 3-5 years
- More than 260 cycles at 100% DOD
- Multiple Application: Alarm and Security Systems, Cable Television, Communication Equipment, Power Tools, Control Equipment, Medical Equipment, UPS, Toys

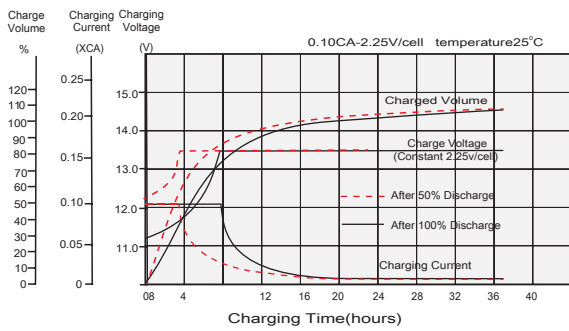
Dimensions (mm)



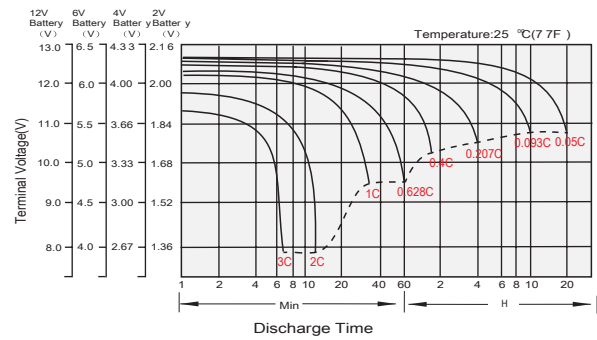
T2 (F2) Terminal Dimensions (mm)



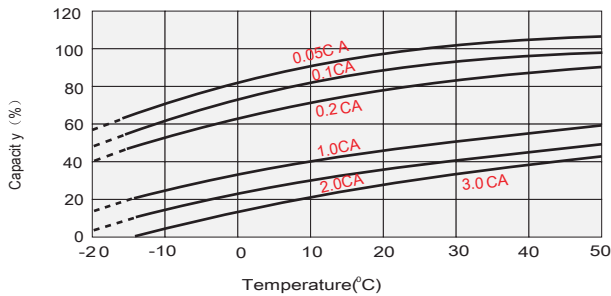
Float Charging Characteristics



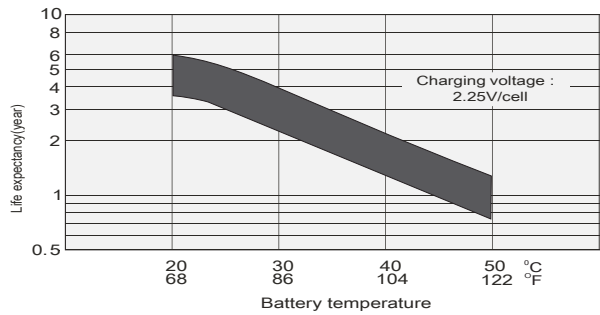
Discharge Characteristics



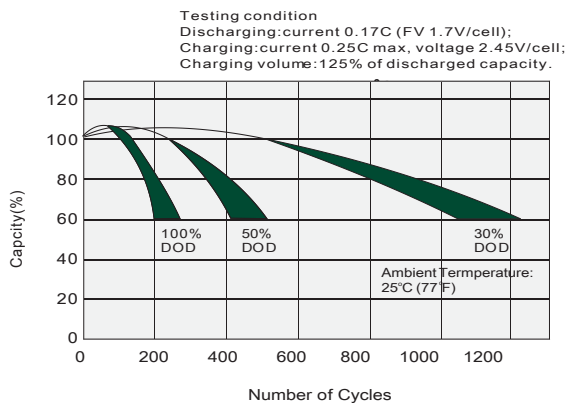
Temperature Effects in Relation to Battery Capacity



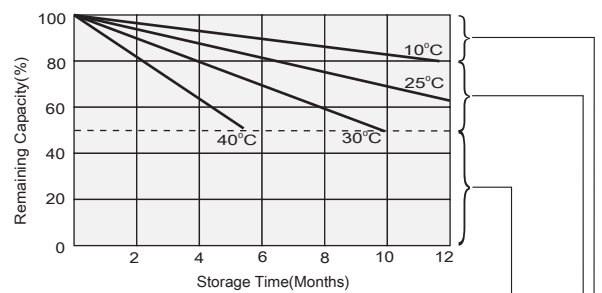
Effect of Temperature on Long Term Float Life



Cycle Life in Relation to Depth of Discharge



Self Discharge Characteristics



Supplementary charge may often fail to recover the capacity.
 The battery should never be left to discharge below this level.

Supplementary charge required before use. Optional charging way as below:
 1. Charged for above 3 days at limited current 0.25CA and constant voltage 2.25V/cell.
 2. Charged for above 20 hours at limited current 0.25CA and constant voltage 2.45V/cell.
 3. Charged for 8-10 hours at limited current 0.05CA.

No supplementary charge required
 (Carry out supplementary charge before use if 100% capacity is required.)





Constant Current Discharge Characteristics (A), 25°C

F.V/Ti	5min	10min	15min	30min	1Hr	3Hr	5Hr	10Hr	20Hr
1.80V/cell	34.556	25.235	18.625	12.360	6.580	2.978	1.995	1.097	0.592
1.75V/cell	35.541	26.147	19.001	12.600	6.840	3.080	2.040	1.116	0.600
1.70V/cell	38.003	27.736	19.752	12.780	6.867	3.111	2.073	1.139	0.615
1.65V/cell	39.029	28.294	20.254	12.900	6.902	3.157	2.111	1.167	0.636
1.60V/cell	41.040	29.412	20.880	12.600	6.949	3.234	2.183	1.216	0.660






Constant Wattage Discharge Characteristics (W), 25°C

F.V/Ti	5min	10min	15min	30min	1Hr	3Hr	5Hr	10Hr	20Hr
1.80V/cell	61.682	45.701	34.419	22.940	12.259	5.584	3.785	2.155	1.167
1.75V/cell	64.542	47.745	35.436	23.675	12.873	5.821	3.905	2.210	1.193
1.70V/cell	69.660	51.255	37.154	24.218	13.110	5.963	4.017	2.283	1.233
1.65V/cell	72.009	52.656	38.543	24.716	12.609	6.112	4.130	2.369	1.296
1.60V/cell	76.006	55.148	39.985	24.343	13.538	6.313	4.300	2.495	1.362



Logistics

	Carton Box Size	320 x 315 x 117 mm
	Pieces in the Carton Box	10 pcs / ctn
	Net & Gross weight / CTN	N.W. / G.W.: 19.8 kg / 20.3 kg

