

Soft Start-Stop 1kW

PN: SSVV-10H211M-MI01B
EAN: 6422956012762

Specifications

Rated current	5A
Input	
Rated Voltage	single phase 220 VAC
Frequency range	50 Hz or 60 Hz
Output	
Voltage range	55 VAC - 220 VAC (Adjustable)
Ramping time	0s - 30s (Adjustable)
Maximum power	1000W
Cooling	Natural cooling
Environment	
Humidity	10 - 90 % (non-condensing)
Temperature	0 - 40°C
Physical	
Product dimensions	104 x 74 x 32 mm
Product weight	0.23 kg
Retail pack dimensions	110 x 80 x 50 mm



Soft start/
Soft stop






Time delay
function



Spike current
protection

- Suitable for water pump, electric engine, domestic appliances, etc
- Adjustable starting time
- Adjustable starting voltage
- Spike current protection
- Soft start output
- Soft stop output

Logistics

	Carton Box Size (LxWxH)	450 x 240 x 570 mm
	Pieces in the Carton Box	100
	Net & Gross weight / CTN	NW: 23 Kg / GW: 24 Kg

Certificates

RoHS
2011/65/EU

CE